



Devgiri Pratishthan's
Siddharth Library and Information Science College
Padegaon, Aurnagabad

Office Contact:- 7620820522

Contact 9850141764

Email :- collegesiddharth7@gmail.com

Website :- www.siddharthcollege.org

Dr. Manohar Wankhade


Principal

M.Com., M. B. A., M. C. A., M. Phil., Ph. D.

Ref: - Siddharth/2022-23/

2.6.3.1 Total No. of final year Students passed university exam year the last Five Year

Year	Programme Name	Appear for the Exam	Number of Passed Students	Percentage
2022-23	B. Sc.	57	43	75.44
	B. Com.	17	12	70.59
	M. Lib. & Info. Sci.	85	72	84.71
	M. Com.	25	3	12.00
	M.M.C.J.	47	43	91.49
	B. J.	13	12	92.31
	M. Sc. (Comp. Sci.)	24	24	100.00
	M. Sc. (Chemistry)	27	6	22.22


PRINCIPAL
Siddharth Library and information
Science College, Padegaon,
Aurangabad, 431002 (MS.)





Devgiri Pratishthan's
Siddharth Library and Information Science College
Padegaon, Aurangabad


Office Contact:- 7620820522
Contact 9850141764
Email. :- collegesiddharth7@gmail.com
Website :- www.siddharthcollege.org

Dr. Manohar Wankhade
Principal
M.Com., M. B. A., M. C. A., M. Phil., Ph. D.

Ref: - Siddharth/2021-22/

2.6.3.1 Total No. of final year Students passed university exam year the last Five Year

Year	Programme Name	Appear for the Exam	Number of Passed Students	Percentage
2021-22	B. Sc.	73	54	73.97
	B. Com.	13	9	69.23
	M. Lib. & Info. Sci.	67	51	76.12
	M. Com.	37	31	83.78
	M.M.C.J.	64	40	62.50
	B. J.	3	3	100.00


PRINCIPAL
Siddharth Library and Information
Science College, Padegaon,
Aurangabad, 431002 (MS.)





Devgiri Pratishthan's
Siddharth Library and Information Science College
Padegaon, Aurnagabad


Office Contact:- 7620820522
Contact 9850141764
Email :- collegesiddharth7@gmail.com
Website :- www.siddharthcollege.org

Dr. Manohar Wankhade
Principal
M.Com., M. B. A., M. C. A., M. Phil., Ph. D.

Ref: - Siddharth/2020-21/

2.6.3.1 Total No. of final year Students passed university exam year the last Five Year

Year	Programme Name	Appear for the Exam	Number of Passed Students	Percentage
2020-21	B. Sc.	70	44	62.86
	B. Com.	12	6	50.00
	M. Lib. & Info. Sci.	44	37	84.09
	M. Com.	16	10	62.50
	M.M.C.J.	40	30	75.00
	B. J.	23	15	65.22


PRINCIPAL
Siddharth Library and Information
Science College, Padegaon,
Aurangabad, 431002 (MS.)





Devgiri Pratishthan's
Siddharth Library and Information Science College
Padegaon, Aurnagabad


Office Contact:- 7620820522
Contact 9850141764
Email. :- collegesiddharth7@gmail.com
Website :- www.siddharthcollege.org

Dr. Manohar Wankhade
Principal
M.Com., M. B. A., M. C. A., M. Phil., Ph. D.

Ref: - Siddharth/2019-20/

2.6.3.1 Total No. of final year Students passed university exam year the last Five Year

Year	Programme Name	Appear for the Exam	Number of Passed Students	Percentage
2019-20	B. Sc.	29	26	89.66
	B. Com.	2	2	100.00
	M. Lib. & Info. Sci.	46	46	100.00
	M. Com.	7	7	100.00
	M.M.C.J.	48	46	95.83
	B. J.	15	10	66.67


PRINCIPAL
Siddharth Library and Information
Science College, Padegaon,
Aurangabad, 431002 (MS.)





Davgiri Pratishthan's
Siddharth Library and Information Science College
Padegaon, Aurnagabad

Office Contact:- 7620820522
Contact 9850141764
Email. :- collegesiddharth7@gmail.com
Website :- www.siddharthcollege.org

Dr. Manohar Wankhade
Principal
M.Com., M. B. A., M. C. A., M. Phil., Ph. D.

Ref: - Siddharth/2018-19/

2.6.3.1 Total No. of final year Students passed university exam year the last Five Year

Year	Programme Name	Appear for the Exam	Number of Passed Students	Percentage
2018-19	B. Sc.	13	5	38.46
	B. Com.	-	-	-
	M. Lib. & Info. Sci.	35	17	48.57
	M. Com.	-	-	-
	M.M.C.J.	31	20	64.52
	B. J.	9	4	44.44




PRINCIPAL
Siddharth Library and Information
Science College, Padegaon,
Aurangabad, 431002 (MS.)



Dr. Babasaheb Ambedkar Marathwada University, Aurangabad
http://bamua.digitaluniversity.ac
Dr. Babasaheb Ambedkar Marathwada University, Aurangabad-431004, Maharashtra(India)
Result Statistics Report
Apr/May-2023 Exam E B.Sc - Regular - P-2013(No Branch)- T.Y.B.Sc. - Sixth Semester

College : (807)Siddharth College of Library and Information Science,Aurangabad
Padegaon Aurangabad 431001

Result Statistics

Note:Percentage calculation is done according to the formula: (Count of Students in a category * 100) / Total number of students

		Count	Percentage
1	Total Count of students appeared for examination (2+3)	57	
2	Total Count of students with result declared (4+5+6+7)	53	92.98
3	Total Count of student with result held back (Out of 8,9,10,11,12)	4	7.02

Results declared

4	Count of Passed students	43	75.44
5	Count of Failed students	10	17.54
6	Count of Failed ATKT students	0	0.00
7	Count of Absent students	0	0.00

Result Held back students

8	Count of students with result held back due to Unfair Means	0	0.00
9	Count of students with result held back due to Missing Data	2	3.51
10	Count of detained students	0	0.00
11	Count of Paper Not Opted students	0	0.00
12	Count of students with result Explicitly Held Back	2	3.51

Passed students

13	Count of students passed in First Division	42	40.78
----	--	----	-------

Provisionally Eligible students

17	Count of students with Provisional Eligibility	0	0.00
----	--	---	------

Unfair means cases

18	Count of students with Performance Annulled and Excluded from Examination	0	0.00
19	Count of students with No Punishment	0	0.00


PRINCIPAL





Dr. Babasaheb Ambedkar Marathwada University, Aurangabad
http://bamua.digitaluniversity.ac
Dr. Babasaheb Ambedkar Marathwada University, Aurangabad-431004, Maharashtra(India)
Result Statistics Report
Apr/May-2022 Exam E B.Sc - Regular - P-2013(No Branch)- T.Y.B.Sc. - Sixth Semester

College : (807)Siddharth College of Library and Information Science,Aurangabad
Padegaon Aurangabad 431001

Result Statistics

Note:Percentage calculation is done according to the formula: (Count of Students in a category * 100) / Total number of students

		Count	Percentage
1	Total Count of students appeared for examination (2+3)	73	
2	Total Count of students with result declared (4+5+6+7)	67	91.78
3	Total Count of student with result held back (Out of 8,9,10,11,12)	6	8.22

Results declared

4	Count of Passed students	54	73.97
5	Count of Failed students	13	17.81
6	Count of Failed ATKT students	0	0.00
7	Count of Absent students	0	0.00

Result Held back students

8	Count of students with result held back due to Unfair Means	0	0.00
9	Count of students with result held back due to Missing Data	2	2.74
10	Count of detained students	0	0.00
11	Count of Paper Not Opted students	0	0.00
12	Count of students with result Explicitly Held Back	4	5.48

Passed students

13	Count of students passed in First Division	40	23.53
14	Count of students passed in Second Division	7	4.12

Provisionally Eligible students

17	Count of students with Provisional Eligibility	0	0.00
----	--	---	------

Unfair means cases

18	Count of students with Performance Annulled and Excluded from Examination	1	1.37
19	Count of students with No Punishment	0	0.00



Dr. Babasaheb Ambedkar Marathwada University, Aurangabad
http://bamua.digitaluniversity.ac
Dr. Babasaheb Ambedkar Marathwada University, Aurangabad-431004, Maharashtra(India)
Result Statistics Report
Apr/May-2021 Exam E B.Sc - Regular - P-2013(No Branch)- T.Y.B.Sc. - Sixth Semester

College : (807)Siddharth College of Library and Information Science,Aurangabad
Padegaon Aurangabad 431001

Result Statistics

Note:Percentage calculation is done according to the formula: (Count of Students in a category * 100) / Total number of students

		Count	Percentage
1	Total Count of students appeared for examination (2+3)	70	
2	Total Count of students with result declared (4+5+6+7)	70	100.00
3	Total Count of student with result held back (Out of 8,9,10,11,12)	0	0.00

Results declared

4	Count of Passed students	44	62.86
5	Count of Failed students	26	37.14
6	Count of Failed ATKT students	0	0.00
7	Count of Absent students	0	0.00

Result Held back students

8	Count of students with result held back due to Unfair Means	0	0.00
9	Count of students with result held back due to Missing Data	0	0.00
10	Count of detained students	0	0.00
11	Count of Paper Not Opted students	0	0.00
12	Count of students with result Explicitly Held Back	0	0.00

Passed students

13	Count of students passed in First Division	34	25.95
14	Count of students passed in Second Division	4	3.05

Provisionally Eligible students

17	Count of students with Provisional Eligibility	0	0.00
----	--	---	------

Unfair means cases

18	Count of students with Performance Annulled and Excluded from Examination	0	0.00
19	Count of students with No Punishment	0	0.00



Dr. Babasaheb Ambedkar Marathwada University, Aurangabad
http://bamua.digitaluniversity.ac
Dr. Babasaheb Ambedkar Marathwada University, Aurangabad-431004, Maharashtra(India)
Result Statistics Report
Mar/Apr-2020 Exam E\ B.Sc - Regular - P-2013(No Branch)- T.Y.B.Sc. - Sixth Semester

College : (807)Siddharth College of Library and Information Science,Aurangabad
Padegaon Aurangabad 431001

Result Statistics

Note:Percentage calculation is done according to the formula: (Count of Students in a category * 100) / Total number of students

		Count	Percentage
1	Total Count of students appeared for examination (2+3)	29	
2	Total Count of students with result declared (4+5+6+7)	26	89.66
3	Total Count of student with result held back (Out of 8,9,10,11,12)	3	10.34

Results declared

4	Count of Passed students	26	89.66
5	Count of Failed students	0	0.00
6	Count of Failed ATKT students	0	0.00
7	Count of Absent students	0	0.00

Result Held back students

8	Count of students with result held back due to Unfair Means	0	0.00
9	Count of students with result held back due to Missing Data	2	6.90
10	Count of detained students	0	0.00
11	Count of Paper Not Opted students	0	0.00
12	Count of students with result Explicitly Held Back	1	3.45

Passed students

13	Count of students passed in First Division	17	7.33
14	Count of students passed in Second Division	9	3.88

Provisionally Eligible students

17	Count of students with Provisional Eligibility	0	0.00
----	--	---	------

Unfair means cases

18	Count of students with Performance Annulled and Excluded from Examination	0	0.00
19	Count of students with No Punishment	0	0.00





Dr. Babasaheb Ambedkar Marathwada University, Aurangabad
http://bamu.digitaluniversity.ac
Dr. Babasaheb Ambedkar Marathwada University, Aurangabad-431004, Maharashtra(India)
Result Statistics Report

Mar/Apr-2019 Exam E1 B.Sc - Regular - P-2013(No Branch)- T.Y.B.Sc. - Sixth Semester

College : (607)Siddharth College of Library and Information Science,Aurangabad
Padegaon Aurangabad 431001

Result Statistics

Note:Percentage calculation is done according to the formula: (Count of Students in a category * 100) / Total number of students

		Count	Percentage
1	Total Count of students appeared for examination (2+3)	13	
2	Total Count of students with result declared (4+5+6+7)	12	92.31
3	Total Count of student with result held back (Out of 8,9,10,11,12)	1	7.69

Results declared

4	Count of Passed students	5	38.46
5	Count of Failed students	7	53.85
6	Count of Failed ATKT students	0	0.00
7	Count of Absent students	0	0.00

Result Held back students

8	Count of students with result held back due to Unfair Means	0	0.00
9	Count of students with result held back due to Missing Data	0	0.00
10	Count of detained students	0	0.00
11	Count of Paper Not Opted students	0	0.00
12	Count of students with result Explicitly Held Back	1	7.69

Passed students

13	Count of students passed in Second Division	5	2.09
----	---	---	------

Provisionally Eligible students

17	Count of students with Provisional Eligibility	0	0.00
----	--	---	------

Unfair means cases

18	Count of students with Performance Annulled and Excluded from Examination	0	0.00
19	Count of students with No Punishment	0	0.00

PRINCIPAL
Siddharth Library and Information
Science College, Padegaon,
Aurangabad, 431002 (M.S.)



Dr. Babasaheb Ambedkar Marathwada University, Aurangabad

<http://bamua.digitaluniversity.ac>

Dr. Babasaheb Ambedkar Marathwada University, Aurangabad-431004, Maharashtra(India)

Result Statistics Report

Apr/May-2023 Exam E B.Com.(with credits) - Regular - P-2018(No Branch)- Third Year - Sixth Semester

College : (807)Siddharth College of Library and Information Science,Aurangabad
Padegaon Aurangabad 431001

Result Statistics

Note:Percentage calculation is done according to the formula: (Count of Students in a category * 100) / Total number of students

		Count	Percentage
1	Total Count of students appeared for examination (2+3)	17	
2	Total Count of students with result declared (4+5+6+7)	15	88.24
3	Total Count of student with result held back (Out of 8,9,10,11,12)	2	11.76

Results declared

4	Count of Passed students	12	70.59
5	Count of Failed students	3	17.65
6	Count of Failed ATKT students	0	0.00
7	Count of Absent students	0	0.00

Result Held back students

8	Count of students with result held back due to Unfair Means	0	0.00
9	Count of students with result held back due to Missing Data	0	0.00
10	Count of detained students	0	0.00
11	Count of Paper Not Opted students	0	0.00
12	Count of students with result Explicitly Held Back	2	11.76

Passed students

13	Count of students passed in A+	5	0.60
14	Count of students passed in A	6	0.72

Provisionally Eligible students

17	Count of students with Provisional Eligibility	0	0.00
----	--	---	------

Unfair means cases

18	Count of students with Performance Annulled and Excluded from Examination	0	0.00
19	Count of students with No Punishment	0	0.00



Dr. Babasaheb Ambedkar Marathwada University, Aurangabad
http://bamua.digitaluniversity.ac
Dr. Babasaheb Ambedkar Marathwada University, Aurangabad-431004, Maharashtra(India)
Result Statistics Report
Apr/May-2022 Exam E B.Com.(with credits) - Regular - P-2018(No Branch)- Third Year - Sixth Semester

College : (807)Siddharth College of Library and Information Science,Aurangabad
Padegaon Aurangabad 431001

Result Statistics

Note:Percentage calculation is done according to the formula: (Count of Students in a category * 100) / Total number of students

		Count	Percentage
1	Total Count of students appeared for examination (2+3)	13	
2	Total Count of students with result declared (4+5+6+7)	12	92.31
3	Total Count of student with result held back (Out of 8,9,10,11,12)	2	15.38

Results declared

4	Count of Passed students	9	69.23
5	Count of Failed students	3	23.08
6	Count of Failed ATKT students	0	0.00
7	Count of Absent students	0	0.00

Result Held back students

8	Count of students with result held back due to Unfair Means	0	0.00
9	Count of students with result held back due to Missing Data	0	0.00
10	Count of detained students	0	0.00
11	Count of Paper Not Opted students	0	0.00
12	Count of students with result Explicitly Held Back	2	15.38

Passed students

13	Count of students in A+	8	1.14
14	Count of students in A	1	0.14


Provisionally Eligible students

17	Count of students with Provisional Eligibility	0	0.00
----	--	---	------

Unfair means cases

18	Count of students with Performance Annulled and Excluded from Examination	0	0.00
19	Count of students with No Punishment	0	0.00

Report Generated by : pravins on 15-Nov-2022 2:51:58


PRINCIPAL
Siddharth Library and Information
Science College, Padegaon,
Aurangabad, 431002 (MS.)



Page 305 of 335



Dr. Babasaheb Ambedkar Marathwada University, Aurangabad
http://bamua.digitaluniversity.ac
Dr. Babasaheb Ambedkar Marathwada University, Aurangabad-431004, Maharashtra(India)
Result Statistics Report
Apr/May-2021 Exam E B.Com.(with credits) - Regular - P-2018(No Branch)- Third Year - Sixth Semester

College : (807)Siddharth College of Library and Information Science,Aurangabad
Padegaon Aurangabad 431001

Result Statistics

Note:Percentage calculation is done according to the formula: (Count of Students in a category * 100) / Total number of students

		Count	Percentage
1	Total Count of students appeared for examination (2+3)	12	
2	Total Count of students with result declared (4+5+6+7)	9	75.00
3	Total Count of student with result held back (Out of 8,9,10,11,12)	3	25.00

Results declared

4	Count of Passed students	6	50.00
5	Count of Failed students	3	25.00
6	Count of Failed ATKT students	0	0.00
7	Count of Absent students	0	0.00

Result Held back students

8	Count of students with result held back due to Unfair Means	0	0.00
9	Count of students with result held back due to Missing Data	0	0.00
10	Count of detained students	0	0.00
11	Count of Paper Not Opted students	0	0.00
12	Count of students with result Explicitly Held Back	3	25.00

Passed students

13	Count of students in A+	6	0.77
----	-------------------------	---	------

Provisionally Eligible students

17	Count of students with Provisional Eligibility	0	0.00
----	--	---	------

Unfair means cases

18	Count of students with Performance Annulled and Excluded from Examination	0	0.00
19	Count of students with No Punishment	0	0.00

PRINCIPAL
Siddharth Library and Information
Science College, Padegaon,
Aurangabad, 431002 (MS.)





Dr. Babasaheb Ambedkar Marathwada University, Aurangabad
http://bamua.digitaluniversity.ac
Dr. Babasaheb Ambedkar Marathwada University, Aurangabad-431004, Maharashtra(India)
Result Statistics Report
Mar/Apr-2020 Exam E\ B.Com - Regular - P-2013(No Branch)- T.Y.B.Com. - Sixth Semester

College : (807)Siddharth College of Library and Information Science,Aurangabad
Padegaon Aurangabad 431001

Result Statistics

Note:Percentage calculation is done according to the formula: (Count of Students in a category * 100) / Total number of students

		Count	Percentage
1	Total Count of students appeared for examination (2+3)	2	
2	Total Count of students with result declared (4+5+6+7)	2	100.00
3	Total Count of student with result held back (Out of 8,9,10,11,12)	0	0.00

Results declared

	Count of Passed students	2	100.00
5	Count of Failed students	0	0.00
6	Count of Failed ATKT students	0	0.00
7	Count of Absent students	0	0.00

Result Held back students

8	Count of students with result held back due to Unfair Means	0	0.00
9	Count of students with result held back due to Missing Data	0	0.00
10	Count of detained students	0	0.00
11	Count of Paper Not Opted students	0	0.00
12	Count of students with result Explicitly Held Back	0	0.00

Passed students

13	Count of students passed in Second Division	2	0.29
----	---	---	------


Provisionally Eligible students

17	Count of students with Provisional Eligibility	0	0.00
----	--	---	------

Unfair means cases

18	Count of students with Performance Annulled and Excluded from Examination	0	0.00
19	Count of students with No Punishment	0	0.00

Report Generated by : pravins on 15-Nov-2022 1:48:41


PRINCIPAL
Siddharth Library and Information
Science College, Padegaon,
Aurangabad, 431002 (MS.)





Dr. Babasaheb Ambedkar Marathwada University, Aurangabad
<http://bamua.digitaluniversity.ac>
 Dr. Babasaheb Ambedkar Marathwada University, Aurangabad-431004, Maharashtra(India)

Result Statistics Report

Apr/May-2023 Exam E Master of Library and Information Science(with credits) - Regular - Affiliated P-2015(No Branch)- Second Year -

College : (807)Siddharth College of Library and Information Science,Aurangabad
 Padegaon Aurangabad 431001

Result Statistics

Note:Percentage calculation is done according to the formula: (Count of Students in a category * 100) / Total number of students

		Count	Percentage
1	Total Count of students appeared for examination (2+3)	85	
2	Total Count of students with result declared (4+5+6+7)	79	92.94
3	Total Count of student with result held back (Out of 8,9,10,11,12)	6	7.06

Results declared

4	Count of Passed students	72	84.71
5	Count of Failed students	7	8.24
6	Count of Failed ATKT students	0	0.00
7	Count of Absent students	0	0.00

Result Held back students

8	Count of students with result held back due to Unfair Means	0	0.00
9	Count of students with result held back due to Missing Data	2	2.35
10	Count of detained students	0	0.00
11	Count of Paper Not Opted students	0	0.00
12	Count of students with result Explicitly Held Back	4	4.71

Passed students

13	Count of students passed in A+	35	875.00
14	Count of students passed in A	35	875.00
15	Count of students passed in B+	1	25.00
16	Count of students passed in B	1	25.00


PRINCIPAL

Siddharth Library and Information
 Science College, Padegaon,
 Aurangabad, 431002 (MS.)





Dr. Babasaheb Ambedkar Marathwada University, Aurangabad
http://bamua.digitaluniversity.ac
Dr. Babasaheb Ambedkar Marathwada University, Aurangabad-431004, Maharashtra(India)

Result Statistics Report

Apr/May-2022 Exam E Master of Library and Information Science(with credits) - Regular - Affiliated P-2015(No Branch)- Second Year -

College : (807)Siddharth College of Library and Information Science,Aurangabad
Padegaon Aurangabad 431001

Result Statistics

Note:Percentage calculation is done according to the formula: (Count of Students in a category * 100) / Total number of students

		Count	Percentage
1	Total Count of students appeared for examination (2+3)	67	
2	Total Count of students with result declared (4+5+6+7)	65	97.01
3	Total Count of student with result held back (Out of 8,9,10,11,12)	2	2.99

Results declared

4	Count of Passed students	51	76.12
5	Count of Failed students	14	20.90
6	Count of Failed ATKT students	0	0.00
7	Count of Absent students	0	0.00

Result Held back students

8	Count of students with result held back due to Unfair Means	0	0.00
9	Count of students with result held back due to Missing Data	0	0.00
10	Count of detained students	0	0.00
11	Count of Paper Not Opted students	0	0.00
12	Count of students with result Explicitly Held Back	2	2.99

Passed students

13	Count of students passed in A++	3	7.69
14	Count of students passed in A+	44	112.82
15	Count of students passed in A	4	10.26

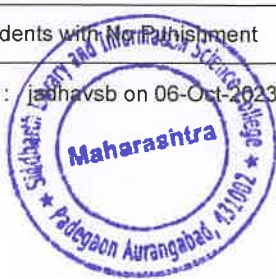
Provisionally Eligible students

17	Count of students with Provisional Eligibility	67	100.00
----	--	----	--------

Unfair means cases

18	Count of students with Performance Annulled and Excluded from Examination	0	0.00
19	Count of students with Non-Punishment	0	0.00

Report Generated by : jadhavsb on 06-Oct-2023 1:31:9



PRINCIPAL
Siddharth Library and Information
Science College, Padegaon,
Aurangabad, 431002 (MS.)

Director
Board of Examinations & Evaluation
Dr. Babasaheb Ambedkar Marathwada University
Aurangabad.



Dr. Babasaheb Ambedkar Marathwada University, Aurangabad
http://bamua.digitaluniversity.ac
Dr. Babasaheb Ambedkar Marathwada University, Aurangabad-431004, Maharashtra(India)

Result Statistics Report

Apr/May-2021 Exam E Master of Library and Information Science(with credits) - Regular - Affiliated P-2015(No Branch)- Second Year -

College : (807)Siddharth College of Library and Information Science,Aurangabad
Padegaon Aurangabad 431001

Result Statistics

Note:Percentage calculation is done according to the formula: (Count of Students in a category * 100) / Total number of students

		Count	Percentage
1	Total Count of students appeared for examination (2+3)	44	
2	Total Count of students with result declared (4+5+6+7)	43	97.73
3	Total Count of student with result held back (Out of 8,9,10,11,12)	1	2.27

Results declared

4	Count of Passed students	37	84.09
5	Count of Failed students	6	13.64
6	Count of Failed ATKT students	0	0.00
7	Count of Absent students	0	0.00

Result Held back students

8	Count of students with result held back due to Unfair Means	0	0.00
9	Count of students with result held back due to Missing Data	0	0.00
10	Count of detained students	0	0.00
11	Count of Paper Not Opted students	0	0.00
12	Count of students with result Explicitly Held Back	1	2.27

Passed students

13	Count of students passed in A++	2	5.26
14	Count of students passed in A+	19	50.00
15	Count of students passed in A	13	34.21
16	Count of students passed in B+	3	7.89





PRINCIPAL
Siddharth Library and Information
Science College, Padegaon,
Aurangabad, 431002 (MS.)

Report Generated by : jadhavsb on 06-Oct-2023 1:23:27


Director
Board of Examinations & Evaluation
Dr. Babasaheb Ambedkar Marathwada University
Aurangabad.

Page 14 of 26



Dr. Babasaheb Ambedkar Marathwada University, Aurangabad
http://bamua.digitaluniversity.ac
Dr. Babasaheb Ambedkar Marathwada University, Aurangabad-431004, Maharashtra(India)
Result Statistics Report

Mar/Apr-2020 Exam E\ M.Com.(with credits) - Regular - Affiliated P-2018(No Branch)- M.Com. Second Year - Fourth Semester

College : (807)Siddharth College of Library and Information Science,Aurangabad
Padegaon Aurangabad 431001

Result Statistics

Note:Percentage calculation is done according to the formula: (Count of Students in a category * 100) / Total number of students

		Count	Percentage
1	Total Count of students appeared for examination (2+3)	7	
2	Total Count of students with result declared (4+5+6+7)	7	100.00
3	Total Count of student with result held back (Out of 8,9,10,11,12)	0	0.00

Results declared

4	Count of Passed students	7	100.00
5	Count of Failed students	0	0.00
6	Count of Failed ATKT students	0	0.00
7	Count of Absent students	0	0.00

Result Held back students

8	Count of students with result held back due to Unfair Means	0	0.00
9	Count of students with result held back due to Missing Data	0	0.00
10	Count of detained students	0	0.00
11	Count of Paper Not Opted students	0	0.00
12	Count of students with result Explicitly Held Back	0	0.00

Passed students

13	Count of students in A+	1	0.89
14	Count of students in A	6	5.36


Provisionally Eligible students

17	Count of students with Provisional Eligibility	7	100.00
----	--	---	--------

Unfair means cases

18	Count of students with Performance Annulled and Excluded from Examination	0	0.00
19	Count of students with No Punishment	0	0.00

Report Generated by : pravins on 21-Jan-2023 12:20:40


PRINCIPAL
Siddharth Library and Information
Science College, Padegaon,
Aurangabad, 431002 (MS.)





Dr. Babasaheb Ambedkar Marathwada University, Aurangabad

<http://bamua.digitaluniversity.ac>

Dr. Babasaheb Ambedkar Marathwada University, Aurangabad-431004, Maharashtra(India)

Result Statistics Report

Apr/May-2021 Exam E M.Com.(with credits) - Regular - Affiliated P-2018(No Branch)- M.Com. Second Year - Fourth Semester

College : (807)Siddharth College of Library and Information Science,Aurangabad
Padegaon Aurangabad 431001

Result Statistics

Note:Percentage calculation is done according to the formula: (Count of Students in a category * 100) / Total number of students

		Count	Percentage
1	Total Count of students appeared for examination (2+3)	16	
2	Total Count of students with result declared (4+5+6+7)	16	100.00
3	Total Count of student with result held back (Out of 8,9,10,11,12)	0	0.00

Results declared

4	Count of Passed students	10	62.50
5	Count of Failed students	6	37.50
6	Count of Failed ATKT students	0	0.00
7	Count of Absent students	0	0.00

Result Held back students

8	Count of students with result held back due to Unfair Means	0	0.00
9	Count of students with result held back due to Missing Data	0	0.00
10	Count of detained students	0	0.00
11	Count of Paper Not Opted students	0	0.00
12	Count of students with result Explicitly Held Back	0	0.00

Passed students

13	Count of students in A+	6	4.48
14	Count of students in A	3	2.24
15	Count of students in B+	1	0.75


Provisionally Eligible students

17	Count of students with Provisional Eligibility	16	100.00
----	--	----	--------

Unfair means cases

18	Count of students with Performance Annulled and Excluded from Examination	0	0.00
19	Count of students with No Punishment	0	0.00

Report Generated by : pravins on 21-Jan-2023 12:19:5


PRINCIPAL
Siddharth Library and Information
Science College, Padegaon,
Aurangabad, 431002 (MS.)





Dr. Babasaheb Ambedkar Marathwada University, Aurangabad

<http://bamua.digitaluniversity.ac>

Dr. Babasaheb Ambedkar Marathwada University, Aurangabad-431004, Maharashtra(India)

Result Statistics Report

Apr/May-2022 Exam E M.Com.(with credits) - Regular - Affiliated P-2018(No Branch)- M.Com. Second Year - Fourth Semester

College : (807)Siddharth College of Library and Information Science,Aurangabad
Padegaon Aurangabad 431001

Result Statistics

Note:Percentage calculation is done according to the formula: (Count of Students in a category * 100) / Total number of students

		Count	Percentage
1	Total Count of students appeared for examination (2+3)	37	
2	Total Count of students with result declared (4+5+6+7)	35	94.59
3	Total Count of student with result held back (Out of 8,9,10,11,12)	2	5.41

Results declared

	Count of Passed students	31	83.78
5	Count of Failed students	4	10.81
6	Count of Failed ATKT students	0	0.00
7	Count of Absent students	0	0.00

Result Held back students

8	Count of students with result held back due to Unfair Means	0	0.00
9	Count of students with result held back due to Missing Data	0	0.00
10	Count of detained students	0	0.00
11	Count of Paper Not Opted students	0	0.00
12	Count of students with result Explicitly Held Back	2	5.41

Passed students

13	Count of students passed in A++	2	1.13
14	Count of students passed in A+	17	9.60
15	Count of students passed in A	11	6.21
16	Count of students passed in B	1	0.56

PRINCIPAL
Siddharth Library and Information
Science College, Padegaon,
Aurangabad, 431002 (MS.)





Dr. Babasaheb Ambedkar Marathwada University, Aurangabad

<http://bamua.digitaluniversity.ac>

Dr. Babasaheb Ambedkar Marathwada University, Aurangabad-431004, Maharashtra(India)

Result Statistics Report

Apr/May-2023 Exam E M.Com.(with credits) - Regular - Affiliated P-2018(No Branch)- M.Com. Second Year - Fourth Semester

College : (807)Siddharth College of Library and Information Science,Aurangabad
Padegaon Aurangabad 431001

Result Statistics

Note:Percentage calculation is done according to the formula: (Count of Students in a category * 100) / Total number of students

		Count	Percentage
1	Total Count of students appeared for examination (2+3)	25	
2	Total Count of students with result declared (4+5+6+7)	8	32.00
3	Total Count of student with result held back (Out of 8,9,10,11,12)	17	68.00

Results declared

4	Count of Passed students	3	12.00
5	Count of Failed students	5	20.00
6	Count of Failed ATKT students	0	0.00
7	Count of Absent students	0	0.00

Result Held back students

8	Count of students with result held back due to Unfair Means	0	0.00
9	Count of students with result held back due to Missing Data	17	68.00
10	Count of detained students	0	0.00
11	Count of Paper Not Opted students	0	0.00
12	Count of students with result Explicitly Held Back	0	0.00

Passed students

13	Count of students passed in A	3	1.71
----	-------------------------------	---	------

Provisionally Eligible students

17	Count of students with Provisional Eligibility	25	100.00
----	--	----	--------

Unfair means cases

18	Count of students with Performance Annulled and Excluded from Examination	0	0.00
19	Count of students with No Punishment	0	0.00


PRINCIPAL

Siddharth Library and Information
Science College, Padegaon,
Aurangabad, 431002 (MS.)





Dr. Babasaheb Ambedkar Marathwada University, Aurangabad
http://bamua.digitaluniversity.ac
Dr. Babasaheb Ambedkar Marathwada University, Aurangabad-431004, Maharashtra(India)

Result Statistics Report

Mar/Apr-2020 Exam E\ M.A. Mass Communication and Journalism(with credits) - Regular - Affiliated P-2015(No Branch)- Second Year

College : (807)Siddharth College of Library and Information Science,Aurangabad
Padegaon Aurangabad 431001

Result Statistics

Note:Percentage calculation is done according to the formula: (Count of Students in a category * 100) / Total number of students

		Count	Percentage
1	Total Count of students appeared for examination (2+3)	48	
2	Total Count of students with result declared (4+5+6+7)	46	95.83
3	Total Count of student with result held back (Out of 8,9,10,11,12)	2	4.17

Results declared

4	Count of Passed students	46	95.83
5	Count of Failed students	0	0.00
6	Count of Failed ATKT students	0	0.00
7	Count of Absent students	0	0.00

Result Held back students

8	Count of students with result held back due to Unfair Means	0	0.00
9	Count of students with result held back due to Missing Data	0	0.00
10	Count of detained students	0	0.00
11	Count of Paper Not Opted students	0	0.00
12	Count of students with result Explicitly Held Back	2	4.17

Passed students

13	Count of students passed in A++	2	50.00
14	Count of students passed in A+	14	350.00
15	Count of students passed in A	30	750.00

Provisionally Eligible students

17	Count of students with Provisional Eligibility	48	100.00
----	--	----	--------

Unfair means cases

18	Count of students with Performance Annulled and Excluded from Examination	0	0.00
19	Count of students with No Punishment	0	0.00



PRINCIPAL
Siddharth Library and Information
Science College, Padegaon,
Aurangabad, 431002 (MS.)

Director
Board of Examinations & Evaluation
Dr. Babasaheb Ambedkar Marathwada University
Aurangabad.



Dr. Babasaheb Ambedkar Marathwada University, Aurangabad

http://bamua.digitaluniversity.ac

Dr. Babasaheb Ambedkar Marathwada University, Aurangabad-431004, Maharashtra(India)

Result Statistics Report

Apr/May-2021 Exam E M.A. Mass Communication and Journalism(with credits) - Regular - Affiliated P-2015(No Branch)- Second Year

College : (807)Siddharth College of Library and Information Science,Aurangabad
Padegaon Aurangabad 431001

Result Statistics

Note:Percentage calculation is done according to the formula: (Count of Students in a category * 100) / Total number of students

		Count	Percentage
1	Total Count of students appeared for examination (2+3)	40	100.00
2	Total Count of students with result declared (4+5+6+7)	39	97.50
3	Total Count of student with result held back (Out of 8,9,10,11,12)	1	2.50

Results declared

4	Count of Passed students	30	75.00
5	Count of Failed students	9	22.50
6	Count of Failed ATKT students	0	0.00
7	Count of Absent students	0	0.00

Result Held back students

8	Count of students with result held back due to Unfair Means	0	0.00
9	Count of students with result held back due to Missing Data	0	0.00
10	Count of detained students	0	0.00
11	Count of Paper Not Opted students	0	0.00
12	Count of students with result Explicitly Held Back	1	2.50

Passed students

13	Count of students passed in A++	5	13.89
14	Count of students passed in A+	24	66.67
15	Count of students passed in B+	1	2.78

Provisionally Eligible students

17	Count of students with Provisional Eligibility	40	100.00
----	--	----	--------

Unfair means cases

18	Count of students with Performance Annulled and Excluded from Examination	0	0.00
19	Count of students with No Punishment	0	0.00

Report Generated by : jadhavs on 06-Oct-2023 4:10:41



PRINCIPAL
Siddharth Library and Information
Science College, Padegaon,
Aurangabad-431002 (MS.)

Director
Board of Examinations & Evaluation
Dr. Babasaheb Ambedkar Marathwada University
Aurangabad.



Dr. Babasaheb Ambedkar Marathwada University, Aurangabad

<http://bamua.digitaluniversity.ac>

Dr. Babasaheb Ambedkar Marathwada University, Aurangabad-431004, Maharashtra(India)

Result Statistics Report

Apr/May-2022 Exam E M.A. Mass Communication and Journalism(with credits) - Regular - Affiliated P-2015(No Branch)- Second Year

College : (807)Siddharth College of Library and Information Science,Aurangabad
Padegaon Aurangabad 431001

Result Statistics

Note:Percentage calculation is done according to the formula: (Count of Students in a category * 100) / Total number of students

		Count	Percentage
1	Total Count of students appeared for examination (2+3)	64	
2	Total Count of students with result declared (4+5+6+7)	62	96.88
3	Total Count of student with result held back (Out of 8,9,10,11,12)	2	3.13

Results declared

4	Count of Passed students	40	62.50
5	Count of Failed students	22	34.38
6	Count of Failed ATKT students	0	0.00
7	Count of Absent students	0	0.00

Result Held back students

8	Count of students with result held back due to Unfair Means	0	0.00
9	Count of students with result held back due to Missing Data	0	0.00
10	Count of detained students	0	0.00
11	Count of Paper Not Opted students	0	0.00
12	Count of students with result Explicitly Held Back	2	3.13

Passed students

13	Count of students passed in A+	28	82.35
14	Count of students passed in A	12	35.29

Provisionally Eligible students

17	Count of students with Provisional Eligibility	64	100.00
----	--	----	--------

Unfair means cases

18	Count of students with Performance Annulled and Excluded from Examination	0	0.00
19	Count of students with No Punishment	0	0.00





Dr. Babasaheb Ambedkar Marathwada University, Aurangabad

<http://bamua.digitaluniversity.ac>

Dr. Babasaheb Ambedkar Marathwada University, Aurangabad-431004, Maharashtra(India)

Result Statistics Report

Apr/May-2023 Exam E M.A. Mass Communication and Journalism(with credits) - Regular - Affiliated P-2015(No Branch)- Second Year

College : (807)Siddharth College of Library and Information Science,Aurangabad
Padegaon Aurangabad 431001

Result Statistics

Note:Percentage calculation is done according to the formula: (Count of Students in a category * 100) / Total number of students

		Count	Percentage
1	Total Count of students appeared for examination (2+3)	47	
2	Total Count of students with result declared (4+5+6+7)	44	93.62
3	Total Count of student with result held back (Out of 8,9,10,11,12)	3	6.38

Results declared

4	Count of Passed students	43	91.49
5	Count of Failed students	1	2.13
6	Count of Failed ATKT students	0	0.00
7	Count of Absent students	0	0.00

Result Held back students

8	Count of students with result held back due to Unfair Means	0	0.00
9	Count of students with result held back due to Missing Data	0	0.00
10	Count of detained students	0	0.00
11	Count of Paper Not Opted students	0	0.00
12	Count of students with result Explicitly Held Back	3	6.38

Passed students

13	Count of students passed in A+	23	69.70
14	Count of students passed in A	19	57.58
15	Count of students passed in B	1	3.03

Provisionally Eligible students


17	Count of students with Provisional Eligibility	47	100.00
----	--	----	--------


Unfair means cases

18	Count of students with Performance Annulled and Excluded from Examination	0	0.00
19	Count of students with No Punishment	0	0.00

Report Generated by : padhavsb on 06 Oct-2023 4:13:14




PRINCIPAL
Siddharth Library and Information
Science College, Padegaon,
Aurangabad, 431002 (MS.)


Director
Board of Examinations & Evaluation
Dr. Babasaheb Ambedkar Marathwada University
Aurangabad.



Dr. Babasaheb Ambedkar Marathwada University, Aurangabad
http://bamua.digitaluniversity.ac
Dr. Babasaheb Ambedkar Marathwada University, Aurangabad-431004, Maharashtra(India)

Result Statistics Report

Mar/Apr-2020 Exam E\ Bachelor of Journalism - Regular - P-2014(No Branch)- F.Y. Journalism - Second Semester

College : (807)Siddharth College of Library and Information Science,Aurangabad
Padegaon Aurangabad 431001

Result Statistics

Note:Percentage calculation is done according to the formula: (Count of Students in a category * 100) / Total number of students

		Count	Percentage
1	Total Count of students appeared for examination (2+3)	15	
2	Total Count of students with result declared (4+5+6+7)	13	86.67
3	Total Count of student with result held back (Out of 8,9,10,11,12)	2	13.33

Results declared

1	Count of Passed students	10	66.67
5	Count of Failed students	0	0.00
6	Count of Failed ATKT students	3	20.00
7	Count of Absent students	0	0.00

Result Held back students

8	Count of students with result held back due to Unfair Means	0	0.00
9	Count of students with result held back due to Missing Data	1	6.67
10	Count of detained students	0	0.00
11	Count of Paper Not Opted students	0	0.00
12	Count of students with result Explicitly Held Back	1	6.67

Passed students

13	Count of students passed in First Division	10	200.00
----	--	----	--------

Provisionally Eligible students

17	Count of students with Provisional Eligibility	2	13.33
----	--	---	-------

Unfair means cases

18	Count of students with Performance Annulled and Excluded from Examination	0	0.00
19	Count of students with No Punishment	0	0.00



PRINCIPAL
Siddharth Library and Information
Science College, Padegaon,
Aurangabad, 431002 (MS.)



Dr. Babasaheb Ambedkar Marathwada University, Aurangabad
http://bamua.digitaluniversity.ac
Dr. Babasaheb Ambedkar Marathwada University, Aurangabad-431004, Maharashtra(India)

Result Statistics Report

Apr/May-2021 Exam E Bachelor of Journalism - Regular - P-2014(No Branch)- F.Y. Journalism - Second Semester

College : (807)Siddharth College of Library and Information Science,Aurangabad
Padegaon Aurangabad 431001

Result Statistics

Note:Percentage calculation is done according to the formula: (Count of Students in a category * 100) / Total number of students

		Count	Percentage
1	Total Count of students appeared for examination (2+3)	23	
2	Total Count of students with result declared (4+5+6+7)	23	100.00
3	Total Count of student with result held back (Out of 8,9,10,11,12)	0	0.00

Results declared

4	Count of Passed students	15	65.22
5	Count of Failed students	1	4.35
6	Count of Failed ATKT students	6	26.09
7	Count of Absent students	1	4.35

Result Held back students

8	Count of students with result held back due to Unfair Means	0	0.00
9	Count of students with result held back due to Missing Data	0	0.00
10	Count of detained students	0	0.00
11	Count of Paper Not Opted students	0	0.00
12	Count of students with result Explicitly Held Back	0	0.00

Passed students

13	Count of students passed in First Division	13	92.86
----	--	----	-------

Provisionally Eligible students

17	Count of students with Provisional Eligibility	20	86.96
----	--	----	-------

Unfair means cases

18	Count of students with Performance Annulled and Excluded from Examination	0	0.00
19	Count of students with No Punishment	0	0.00





PRINCIPAL
Siddharth Library and Information
Science College, Padegaon,
Aurangabad, 431002 (MS.)



Dr. Babasaheb Ambedkar Marathwada University, Aurangabad

<http://bamua.digitaluniversity.ac>

Dr. Babasaheb Ambedkar Marathwada University, Aurangabad-431004, Maharashtra(India)

Result Statistics Report

Apr/May-2022 Exam E Bachelor of Journalism - Regular - P-2014(No Branch)- F.Y. Journalism - Second Semester

College : (807)Siddharth College of Library and Information Science,Aurangabad
Padegaon Aurangabad 431001

Result Statistics

Note:Percentage calculation is done according to the formula: (Count of Students in a category * 100) / Total number of students

		Count	Percentage
1	Total Count of students appeared for examination (2+3)	3	
2	Total Count of students with result declared (4+5+6+7)	3	100.00
3	Total Count of student with result held back (Out of 8,9,10,11,12)	0	0.00

Results declared

4	Count of Passed students	3	100.00
5	Count of Failed students	0	0.00
6	Count of Failed ATKT students	0	0.00
7	Count of Absent students	0	0.00

Result Held back students

8	Count of students with result held back due to Unfair Means	0	0.00
9	Count of students with result held back due to Missing Data	0	0.00
10	Count of detained students	0	0.00
11	Count of Paper Not Opted students	0	0.00
12	Count of students with result Explicitly Held Back	0	0.00

Passed students

13	Count of students passed in First Division	3	150.00
----	--	---	--------


Provisionally Eligible students

17	Count of students with Provisional Eligibility	0	0.00
----	--	---	------

Unfair means cases

18	Count of students with Performance Annulled and Excluded from Examination	0	0.00
19	Count of students with No Punishment	0	0.00




PRINCIPAL
Siddharth Library and Information
Science College, Padegaon,
Aurangabad, 431002 (MS.)



Dr. Babasaheb Ambedkar Marathwada University, Aurangabad
http://bamua.digitaluniversity.ac
Dr. Babasaheb Ambedkar Marathwada University, Aurangabad-431004, Maharashtra(India)

Result Statistics Report

Apr/May-2023 Exam E Bachelor of Journalism - Regular - P-2014(No Branch)- F.Y. Journalism - Second Semester

College : (807)Siddharth College of Library and Information Science,Aurangabad
Padegaon Aurangabad 431001

Result Statistics

Note:Percentage calculation is done according to the formula: (Count of Students in a category * 100) / Total number of students

		Count	Percentage
1	Total Count of students appeared for examination (2+3)	13	
2	Total Count of students with result declared (4+5+6+7)	13	100.00
3	Total Count of student with result held back (Out of 8,9,10,11,12)	0	0.00

Results declared

4	Count of Passed students	12	92.31
5	Count of Failed students	0	0.00
6	Count of Failed ATKT students	1	7.69
7	Count of Absent students	0	0.00

Result Held back students

8	Count of students with result held back due to Unfair Means	0	0.00
9	Count of students with result held back due to Missing Data	0	0.00
10	Count of detained students	0	0.00
11	Count of Paper Not Opted students	0	0.00
12	Count of students with result Explicitly Held Back	0	0.00

Passed students

13	Count of students passed in First Division	11	275.00
----	--	----	--------

Provisionally Eligible students

17	Count of students with Provisional Eligibility	13	100.00
----	--	----	--------

Unfair means cases

18	Count of students with Performance Annulled and Excluded from Examination	0	0.00
19	Count of students with No Punishment	0	0.00




PRINCIPAL

Siddharth Library and Information
Science College, Padegaon,
Aurangabad, 431002 (MS.)



Dr. Babasaheb Ambedkar Marathwada University, Aurangabad

<http://bamua.digitaluniversity.ac>

Dr. Babasaheb Ambedkar Marathwada University, Aurangabad-431004, Maharashtra(India)

Result Statistics Report

Apr/May-2023 Exam E M.Sc. Chemistry(with credits) - Regular - WEF 2021-22(No Branch)- M.Sc. Chemistry Second Year - Fourth Se

College : (807)Siddharth College of Library and Information Science,Aurangabad
Padegaon Aurangabad 431001

Result Statistics

Note:Percentage calculation is done according to the formula: (Count of Students in a category * 100) / Total number of students

		Count	Percentage
1	Total Count of students appeared for examination (2+3)	27	
2	Total Count of students with result declared (4+5+6+7)	26	96.30
3	Total Count of student with result held back (Out of 8,9,10,11,12)	1	3.70

Results declared

4	Count of Passed students	6	22.22
5	Count of Failed students	20	74.07
6	Count of Failed ATKT students	0	0.00
7	Count of Absent students	0	0.00

Result Held back students

8	Count of students with result held back due to Unfair Means	0	0.00
9	Count of students with result held back due to Missing Data	1	3.70
10	Count of detained students	0	0.00
11	Count of Paper Not Opted students	0	0.00
12	Count of students with result Explicitly Held Back	0	0.00

Passed students

13	Count of students passed in A+	1	4.55
14	Count of students passed in A	5	22.73


Provisionally Eligible students

17	Count of students with Provisional Eligibility	0	0.00
----	--	---	------

Unfair means cases

18	Count of students with Performance Annulled and Excluded from Examination	0	0.00
19	Count of students with No Punishment	0	0.00




PRINCIPAL
Siddharth Library and Information
Science College, Padegaon,
Aurangabad, 431002 (MS.)



Dr. Babasaheb Ambedkar Marathwada University, Aurangabad

<http://bamua.digitaluniversity.ac>

Dr. Babasaheb Ambedkar Marathwada University, Aurangabad-431004, Maharashtra(India)

Result Statistics Report

Apr/May-2023 Exam E M.Sc. Computer Science(with credits) - Regular - WEF 2021-22(No Branch)- Second Year - Fourth Semester

College : (807)Siddharth College of Library and Information Science,Aurangabad
Padegaon Aurangabad 431001

Result Statistics

Note:Percentage calculation is done according to the formula: (Count of Students in a category * 100) / Total number of students

		Count	Percentage
1	Total Count of students appeared for examination (2+3)	24	
2	Total Count of students with result declared (4+5+6+7)	24	100.00
3	Total Count of student with result held back (Out of 8,9,10,11,12)	0	0.00

Results declared

4	Count of Passed students	24	100.00
5	Count of Failed students	0	0.00
6	Count of Failed ATKT students	0	0.00
7	Count of Absent students	0	0.00

Result Held back students

8	Count of students with result held back due to Unfair Means	0	0.00
9	Count of students with result held back due to Missing Data	0	0.00
10	Count of detained students	0	0.00
11	Count of Paper Not Opted students	0	0.00
12	Count of students with result Explicitly Held Back	0	0.00

Passed students

13	Count of students passed in A+	21	95.45
14	Count of students passed in A	3	13.64

Provisionally Eligible students

17	Count of students with Provisional Eligibility	0	0.00
----	--	---	------

Unfair means cases

18	Count of students with Performance Annulled and Excluded from Examination	0	0.00
19	Count of students with No Punishment	0	0.00



PRINCIPAL